



## Europeana Foundation Governing Board Meeting

15 June 2017  
16h30 – 18h00 CEST  
Teleconference

### Content Report

*Action proposed: For information and Q&A*

**Circulation:**

Europeana Foundation Governing Board Members & Observers

**Classification:**

Public





# Europeana – Core Service Platform

## CONTENT REPORT - MAY 2017

|                            |   |
|----------------------------|---|
| <b>Revision</b>            | 1.0                                     |
| <b>Date of submission</b>  | 29 May 2017                             |
| <b>Author(s)</b>           | Pierre-Edouard Barrault, Henning Scholz |
| <b>Dissemination Level</b> | Public                                  |



Co-financed by the European Union  
Connecting Europe Facility

## REVISION HISTORY AND STATEMENT OF ORIGINALITY

### Revision History

| Revision No. | Date       | Author  | Organisation | Description |
|--------------|------------|---|--------------|-------------|
| 1            | 29/05/2017 | Pierre-Edouard<br>Barrault, Henning<br>Scholz | EF           | Final draft |

### Statement of originality:

This deliverable contains original unpublished work except where clearly indicated otherwise. Acknowledgement of previously published material and of the work of others has been made through appropriate citation, quotation or both.

The sole responsibility of this publication lies with the author. The European Union is not responsible for any use that may be made of the information contained therein.

## Table of Contents

|  |           |
|--|-----------|
| <b>Summary</b>   | <b>4</b>  |
| <b>Overview</b>  | <b>4</b>  |
| <b>Europeana Publishing Framework</b>                      | <b>5</b>  |
| <b>Content in Europeana by Country Top 15</b>              | <b>6</b>  |
| <b>Content in Europeana by Data Provider Top 15</b>        | <b>8</b>  |
| <b>Figure 3. Europeana Content by Data Provider Top 15</b> | <b>8</b>  |
| <b>Content in Europeana by Copyright Status</b>            | <b>10</b> |
| <b>Content in Europeana by Type</b>                        | <b>12</b> |

## Summary

| Qualitative Highlights since February 2017   | Outcome                                      |
|--|--|
| Athena Plus: Progetto Art Past dataset has been deactivated  | 492,522 broken links removed                 |
| APEX legacy datasets have been integrated  | 500,000 outdated records removed             |
| Museum of Warsaw was updated to much better quality data through PartagePlus and Federacja Cyfrowych | General data improvement                     |
| Euscreen XL has been merged into EUScreen  | Improved consistency of the related datasets |
| Some old DDB datasets were updated and improved  | General data improvement                     |
| Update of the Swedish National Heritage Board data via CARARE  | 482,521 records updated to Tier 4            |

| Quantitative Highlights since February 2017  | Outcome             |
|--|---------------------|
| Museu keeps growing and several institutions that were previously hidden are now represented | More data providers |

## Overview

Currently Europeana.eu features content from 44 countries in 37 languages across 3,347 data providers. In total there are **53,189,458** objects available in Europeana.eu.

In line with the Europeana Foundation's business plan and working towards its strategic plan 2015-2020, Europeana is working on improving the richness and the quality of the metadata present in the Europeana repository. This is being achieved by asking Europeana's partners to review the presence, quality and consistency of metadata fields, such as the description, title, date (created or issued), coverage (spatial or temporal). In addition to this Europeana is focusing on increasing the number of digital objects labelled with rights statements that enable re-use, and also on the provision of direct links to media files of high quality.

For this report, we observe a decrease of the total amount of records, and in the same time an improvement of the ratio of Tier 3/Tier 4 content in Europeana. These results are based on the outcome of the previous data quality break, and partly on the qualitative focus of the DPS Team. There was a noticeable ingestion of new Tier 3/Tier 4 material via CARARE but also the deactivation of roughly 2M Tier 0 records - after agreement with the related providers - naturally changed the balance within Europeana database.

Between 18 and 19 April 2017, we hosted the Aggregator Forum at the Koninklijke Bibliotheek in

The Hague. During this event, a round table based on a serious game was organised in order to start defining the key principles of the Aggregator Network for the next 5-10 years. A lot of ideas and points were proposed and everything is now being assessed into a first draft.

## Europeana Publishing Framework

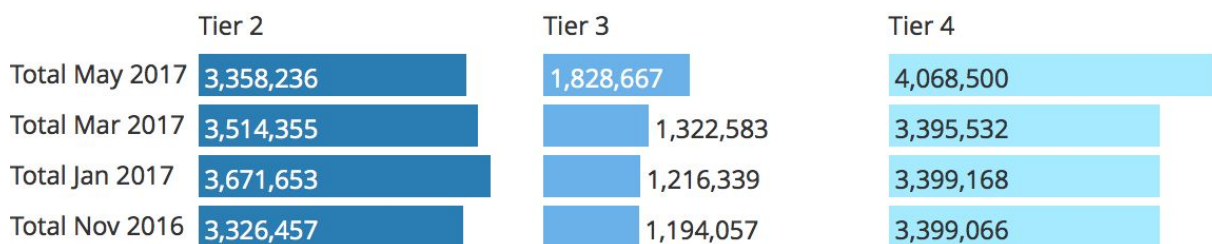
**Improve data quality:** we aim to bring the percentage of Tier 3+4 material according to the Europeana Publishing Framework up to 16% of the total by the end of 2017.

KPI 2017



**Figure 1a.**Europeana Content by Europeana Publishing Framework compliance.

| Tier            | Total May 2017   | Percent      | Difference with Jan 2017 |
|-----------------|------------------|--------------|--------------------------|
| Total           | 53,129,541       | 100.00       | -1,003,940               |
| Tier 1          | 43,874,138       | 82.58        | -1,972,183               |
| Tier 2          | 3,358,236        | 6.32         | -313,417                 |
| Tier 3          | 1,828,667        | 3.44         | 612,328                  |
| Tier 4          | 4,068,500        | 7.66         | 669,332                  |
| <b>Tier 2-4</b> | <b>9,255,403</b> | <b>17.42</b> | <b>968,243</b>           |
| <b>Tier 3-4</b> | <b>5,897,167</b> | <b>11.10</b> | <b>1,179,052</b>         |

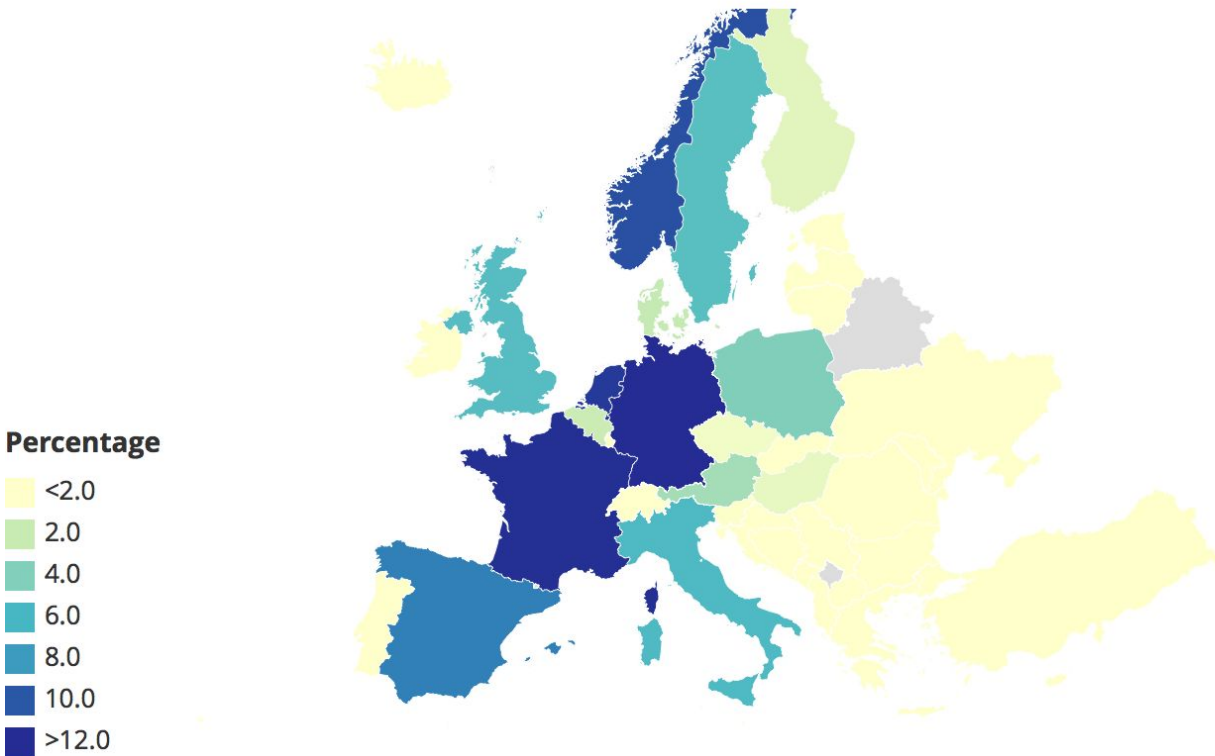


**Figure 1b.**Europeana Content by Europeana Publishing Framework compliance.

## Content in Europeana by Country Top 15

Looking at the country division of metadata throughout the **54,135,150** digital objects available in Europeana.eu. Germany, France, the Netherlands, Spain, Sweden, Italy and United Kingdom provided the majority of the content in Europeana.eu. Countries contributing less than one per cent of the content are Portugal, Slovenia, Switzerland, Slovakia, Lithuania, Luxembourg, Israel, Malta, Russia, Bulgaria, Romania, Latvia, Turkey, Serbia, Cyprus, Croatia, Iceland, United States of America and Ukraine.

| Country        | Total January 2017 | Percentage     | Difference with January 2017 |
|----------------|--------------------|----------------|------------------------------|
| Other          | 4379185            | 8.23%          | -191,062                     |
| Germany        | 5860832            | 11.02%         | 230,722                      |
| France         | 5826313            | 10.95%         | 1,147                        |
| Netherlands    | 5695653            | 10.71%         | -562,349                     |
| Norway         | 5401417            | 10.16%         | 35,652                       |
| Spain          | 4760024            | 8.95%          | 178,138                      |
| Italy          | 3572880            | 6.72%          | -489,348                     |
| United Kingdom | 3442300            | 6.47%          | 3,053                        |
| Sweden         | 3375236            | 6.35%          | -299,108                     |
| Poland         | 2680091            | 5.04%          | 7,999                        |
| Austria        | 2140838            | 4.02%          | 46,441                       |
| Denmark        | 1622612            | 3.05%          | 149                          |
| Belgium        | 1529680            | 2.88%          | 22,543                       |
| Finland        | 1106423            | 2.08%          | 37,479                       |
| Hungary        | 990462             | 1.86%          | 3                            |
| Czech republic | 770407             | 1.45%          | -2,256                       |
| <b>Total</b>   | <b>53189458</b>    | <b>100.00%</b> | <b>-945692</b>               |



**Figure 2.** Content in Europeana by country



## Content in Europeana by Data Provider Top 15

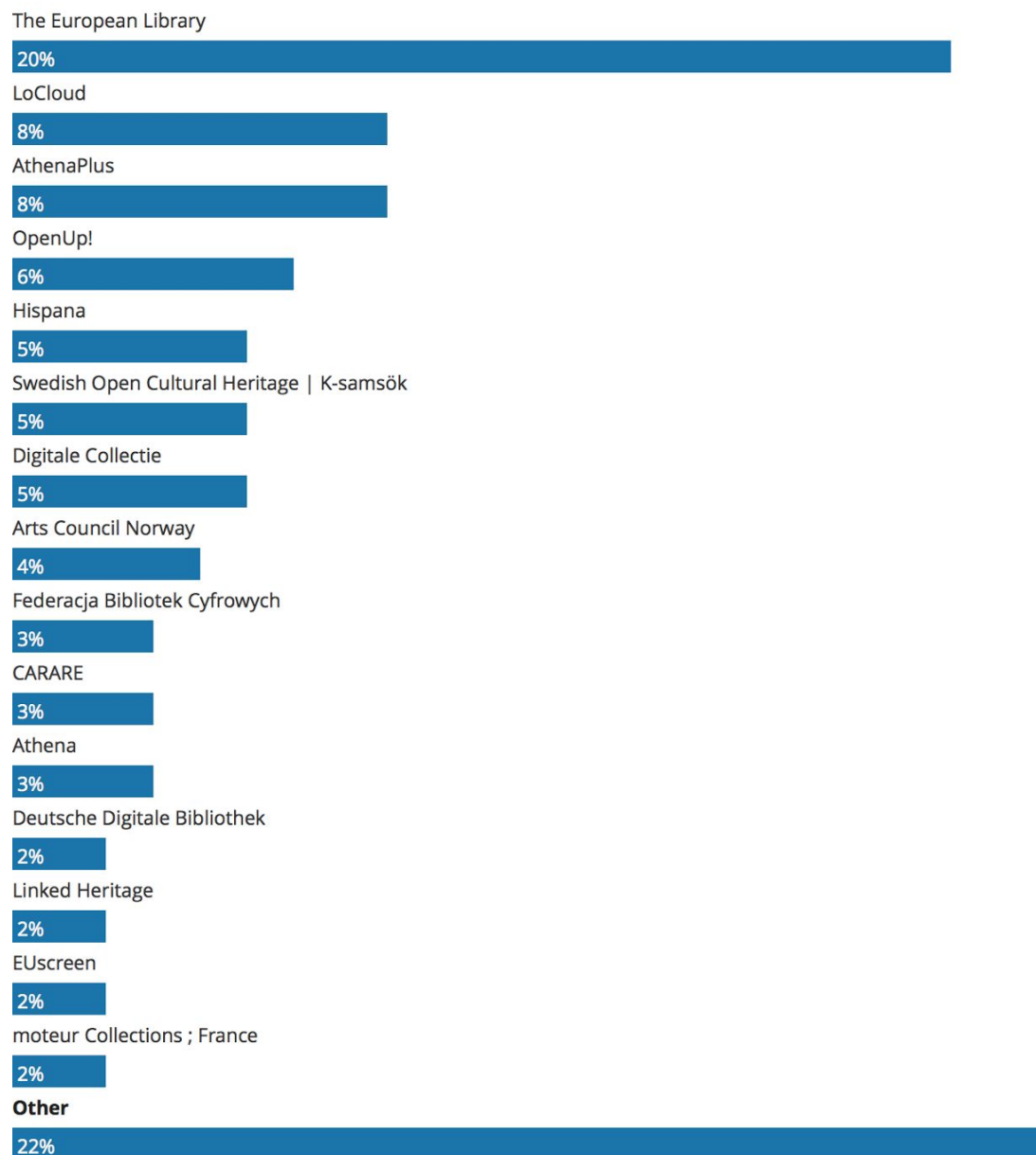
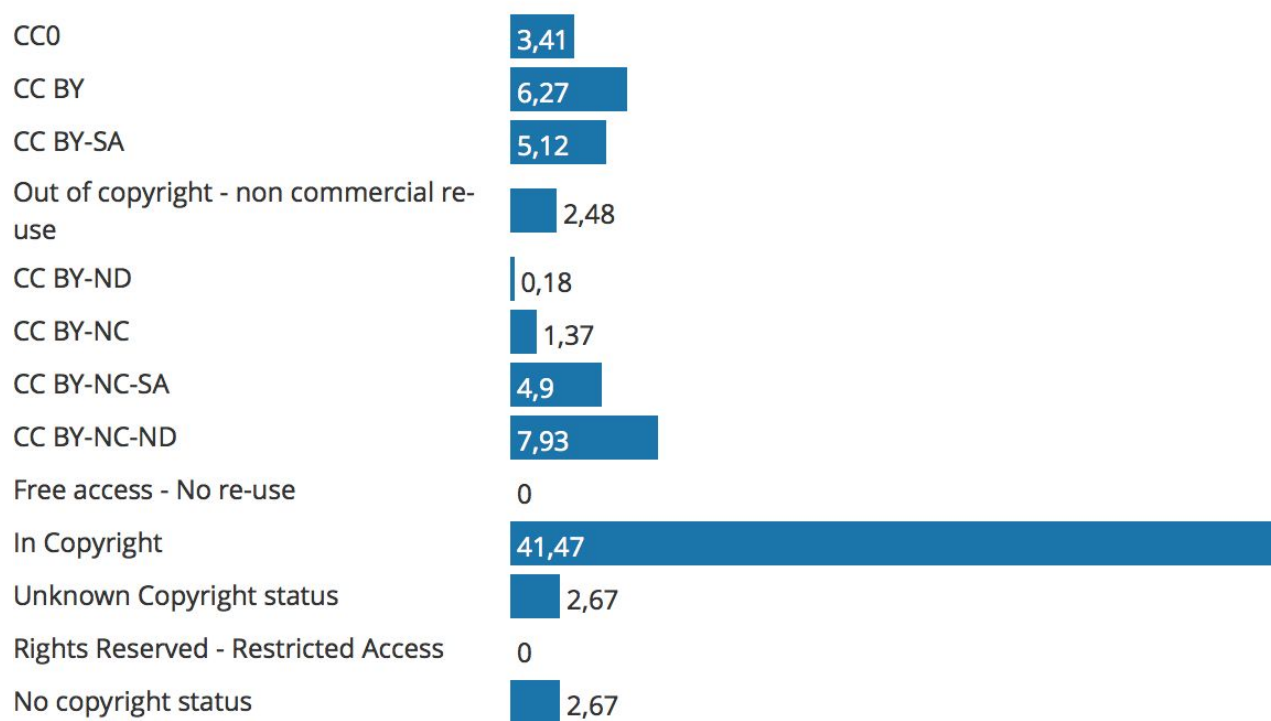


Figure 3. Europeana Content by Data Provider Top 15

CONTENT REPORT – May 2017

| <b>Data Provider</b>                      | <b>Total May 2017</b> | <b>Percentage</b> | <b>Difference with January 2017</b> |
|---|-----------------------|-------------------|-------------------------------------|
| The European Library                      | 10545747              | 20%               | -599                                |
| LoCloud                                   | 4411982               | 8%                | 167                                 |
| AthenaPlus                                | 4039889               | 8%                | -11,786                             |
| OpenUp!                                   | 3216818               | 6%                | 26,009                              |
| Hispana                                   | 2628929               | 5%                | 171,418                             |
| Swedish Open Cultural Heritage   K-samsök | 2602810               | 5%                | 150,370                             |
| Digitale Collectie                        | 2425548               | 5%                | 196,931                             |
| Arts Council Norway                       | 2159547               | 4%                | 36,656                              |
| Federacja Bibliotek Cyfrowych             | 1511016               | 3%                | -587,360                            |
| CARARE                                    | 1391613               | 3%                | -535,033                            |
| Athena                                    | 1369166               | 3%                | -133,835                            |
| Deutsche Digitale Bibliothek              | 1280758               | 2%                | -48,694                             |
| Linked Heritage                           | 1061387               | 2%                | -26,086                             |
| EUScreen                                  | 1023666               | 2%                | -51,886                             |
| moteur Collections ; France               | 1010165               | 2%                | -3,367                              |
| <b>Other</b>                              | <b>11689559</b>       | <b>22%</b>        | <b>-949,455</b>                     |
| <b>Total</b>                              | <b>52368600</b>       | <b>100%</b>       | <b>-1,766,550</b>                   |

## Content in Europeana by Copyright Status



**Figure 4.** Europeana Content by Copyright Status.

| <b>Rights statement</b>                   | <b>Total May 2017</b> | <b>Percentage</b> | <b>Difference with January 2017 publication</b> |
|---|-----------------------|-------------------|---|
| <b>Open for re-use (with attribution)</b> |                       |                   |   |
| Public Domain marked                      | 12842851              | 24.14%            | -399,340  |
| CC0                                       | 1816376               | 3.41%             | -3,563  |
| CC BY                                     | 3336947               | 6.27%             | 140,565   |
| CC BY-SA                                  | 2723511               | 5.12%             | -8,101  |
| <b>Subtotal</b>                           | <b>20719685</b>       | <b>38.94%</b>     | <b>-270,439</b>                                 |
| <b>Open for re-use with restrictions</b>  |                       |                   |   |
| No Copyright - Non-Commercial Use Only    | 1317939               | 2.48%             | 0   |
| CC BY-ND                                  | 94935                 | 0.18%             | 1,131   |
| CC BY-NC                                  | 728176                | 1.37%             | 5,049   |
| CC BY-NC-SA                               | 2607868               | 4.90%             | 45,229  |
| CC BY-NC-ND                               | 4219538               | 7.93%             | 134,529   |
| <b>Subtotal</b>                           | <b>8968456</b>        | <b>16.86%</b>     | <b>185,938</b>                                  |
| <b>Subtotal re-use</b>                    | <b>29688141</b>       | <b>55.80%</b>     | <b>-84,501</b>                                  |
| <b>No re-use</b>                          |                       |                   |   |
| In Copyright                              | 22067535              | 41.47%            | -824,677  |
| Copyright Not Evaluated                   | 1420890               | 2.67%             | -3,451  |
| No copyright status                       | 31906                 | 0.06%             | 12,163  |
| <b>Subtotal</b>                           | <b>23520331</b>       | <b>44.20%</b>     | <b>-860,514</b>                                 |
| <b>Total</b>                              | <b>53208472</b>       | <b>100.00%</b>    | <b>-945,015</b>                                 |

### Content in Europeana by Type

|     | IMAGE    | TEXT     | SOUND  | VIDEO   | 3D    | Total    |
|-----|----------|----------|--------|---------|-------|----------|
| All | 29445803 | 21851488 | 731226 | 1136297 | 24644 | 53189458 |